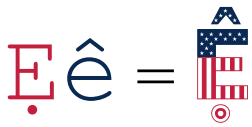


Composing Table

In this document there is a summary table of the main sequences of characters that are can be realized in order to compose the characters of common use and also special characters. Moreover are comprised symbols legacies to the argument to which this font of characters is inspired and that is the USA flag or “Old Glory”.

Particular sequences constituted from two special characters can be obtained even if they are not listed in this table. As an example the special carattese Unicode 1EC6 \hat{E} is not contemplated in the table for space reasons and readability, but is however the possibility to obtain it from the sequence 1EB8 + 00EA :



In the table is indicates the two characters to you necessary to obtain the characters turning out (with the colors of the flag) with indicates under corresponding UNICODE hexadecimal codes.

A	a	
0041	0061	

The greater part of these characters is obtainable simply from the keyboard for the not obtainable characters from the keyboard generally is always possible to insert them with some functionality supported from the program that is being used. It is not possible to list these modalities for all the existing programs therefore will come some listed some as an example:

Microsoft® Word®:

- Type in the UNICODE hexadecimal codes and Alt+X example: 1eb8Alt+X → Ê
- From menu: *Insert* → *Symbols..*. A window appears from which it is possible to insert any symbol available.

Microsoft® Excel®:

- From menu: *Insert* → *Symbols..*. A window appears from which it is possible to insert any symbol available.

Adobe® Illustrator®:

- From menu: *Window* → *type* → *Gliphs* A window appears from which it is possible to insert any symbol available.

Corel® CorelDraw®

- Dal menù : *Text* → *Insert character (Ctrl+F11)* A window appears from which it is possible to insert any symbol available.

For other programs to see the user handbook.



Composing Table

Colors

Wanting to respect the exact colors from the USA flag the following colors must be used:

Red Pantone® PMS 193

Blue Pantone® PMS 282

In RGB they correspond approximately correspond to:

Red:

- R 195
- G 31
- B 63









































Blue:

- R 9
- G 40
- B 82







































White:

- R 255
- G 255
- B 255

Composing Table

A a		B b		C c		D d	
0041 0061		0042 0062		0043 0063		0044 0064	
E e		F f		G g		H h	
0045 0065		0046 0066		0047 0067		0048 0068	
I i		J j		K k		L l	
0049 0069		004A0 006A		004B 006B		004C 006C	
M m		N n		O o		P p	
004D 006D		004E 006E		004F 006F		0050 0070	
Q q		R r		S s		T t	
0051 0071		0052 0072		0053 0073		0054 0074	
Y u		V v		W w		X x	
0055 0075		0056 0076		0057 0077		0058 0078	
Y y		Z z		, ;		. :	
0059 0069		005A 007A		002C 003B		002E 003A	
1 !		2 @		3 #		4 \$	
0031 0021		0032 0040		0033 0023		0034 0024	
5 %		6 ^		7 &		8 *	
0035 0025		0036		0037		0038	
9 (	0)		§ °		€ ¢	
0039 0028		0030 0029		00A7 00B0		20AC 00A2	

Composing Table

U ú 	U û 	U ü 	U ã 
0055 00FA	0055 00FB	0055 00FC	0055 0169
U ū 	U ů 	U ũ 	U ů 
0055 016B	0055 016D	0055 016F	0055 0171
J ĵ 	Y ý 	Y ÿ 	Y ÿ 
004A 0135	0059 00FD	0059 00FF	0059 1EF3
C ć 	C ĉ 	C ċ 	C č 
0043 0107	0043 0109	0043 010B	0043 010D
Ç ç 	G ĝ 	G ğ 	G ğ 
00C7 0063	0047 011D	0047 011F	0047 0121
G ğ 	Ĝ ĝ 	H ĥ 	Ķ ķ 
0047 0123	0122 0067	0048 0125	0136 006B
Ľ ľ 	L Ĺ 	N ņ 	N ñ 
013B 006C	004C 013F	004E 0144	0145 006E
N ň 	R ř 	Ŕ ŕ 	R ŕ 
004E 0148	0052 0155	0156 0072	0052 0159
S ś 	S ŝ 	Ş ş 	S š 
0053 015B	0053 015D	015E 0073	0053 0161
Ŧ t 	Z ź 		
0162 0074	005A 017A		